

Scaled data based on original data using
LM-79-08 Approved Method: Electrical and Photometric Measurements of Solid-
State Lighting Products

Test Report Prepared for
Cooper Lighting Solutions
(formerly Eaton)

Brand: McGRAW-EDISON

Report Number: P144965

Luminaire Tested: **CNC-F01-LED-E1-GL2**

Issue Date: 3/3/2020

Test Information

Test Method: LM-79-08
Report Number: P144965
REPORT IS SCALED FROM IESNA LM-79-08 TEST DATA (P33701)
Test Lab: INNOVATION CENTER-P3
Issue Date: 3/3/2020
Manufacturer: COOPER LIGHTING SOLUTIONS (FORMERLY EATON)
Product Line: MCGRAW-EDISON
Catalog Number: CNC-F01-LED-E1-GL2
Description: CONCISE LED LUMINAIRE
(1) LIGHTBARS WITH AccuLED OPTICS - TYPE 2 W/ GLARE CONTROL
Light Source: (7) 4000K CCT, 70 CRI LEDs
Ballast/Driver: -

Summary

Lumens per Lamp: N/A
Luminaire Lumens: 2417.1 lumens
Efficiency: N/A
Efficacy: 93.3 lumens/watt
Luminous Opening: Rectangular (W 0.17' x L: 1' x H: 0')
IES Classification: Type II - Short - Semi-Cutoff
BUG Rating: B1 - U0 - G1

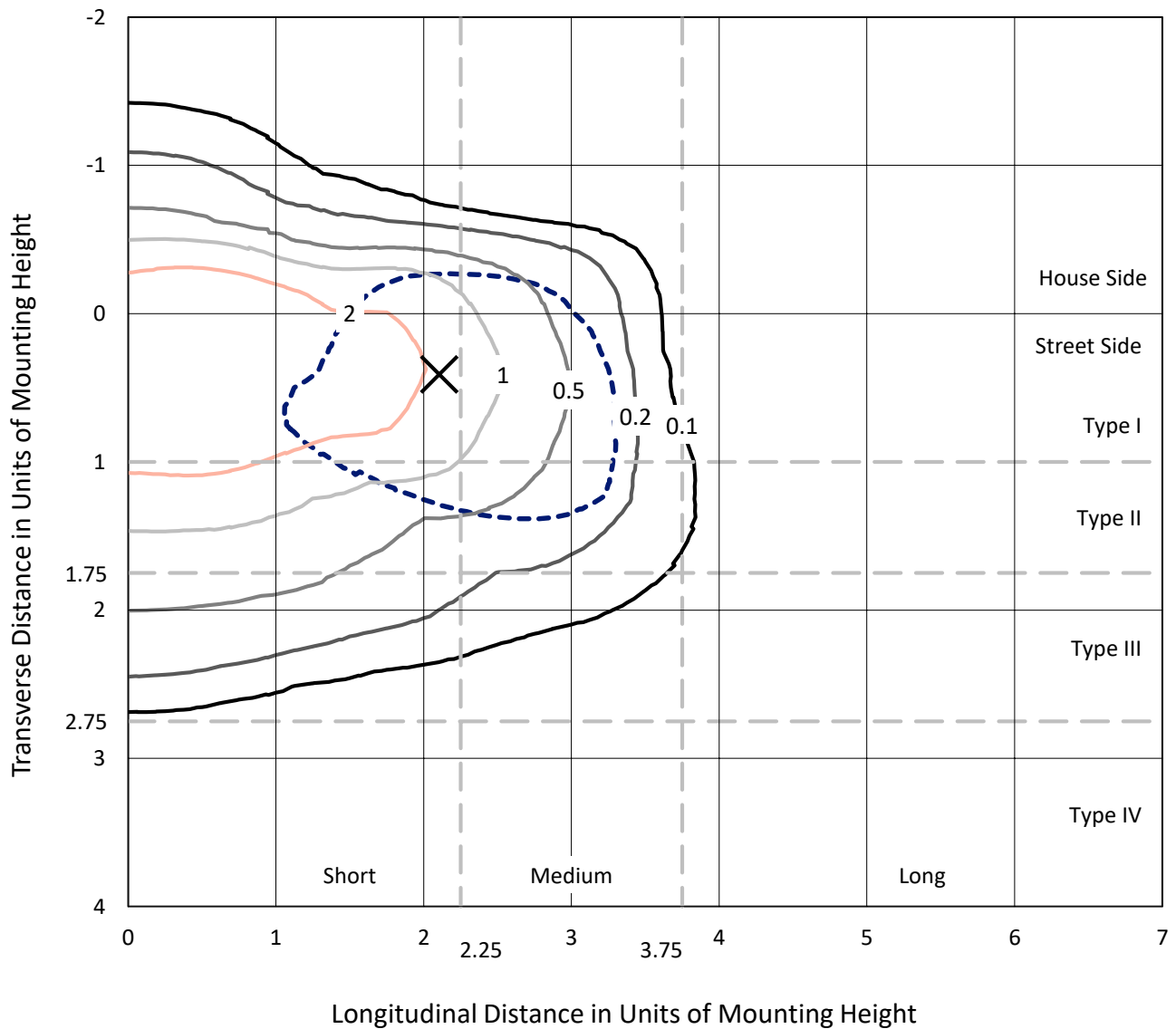
Input Watts (W): 25.9
Input Voltage (V): NR
Input Current (Ain): NR
Voltage Rise (V): NR
Power Factor: NR
Total Harmonic Distortion (THDi): NR
Frequency (hertz): 60
Stabilization Time: NR
Operation Time: NR
Ambient Temperature (°C): NR
Test Distance: 25 FT



REPORT NUMBER: P144965
 CATALOG NUMBER: CNC-F01-LED-E1-GL2

Iso-Footcandle Lines of Horizontal Illumination

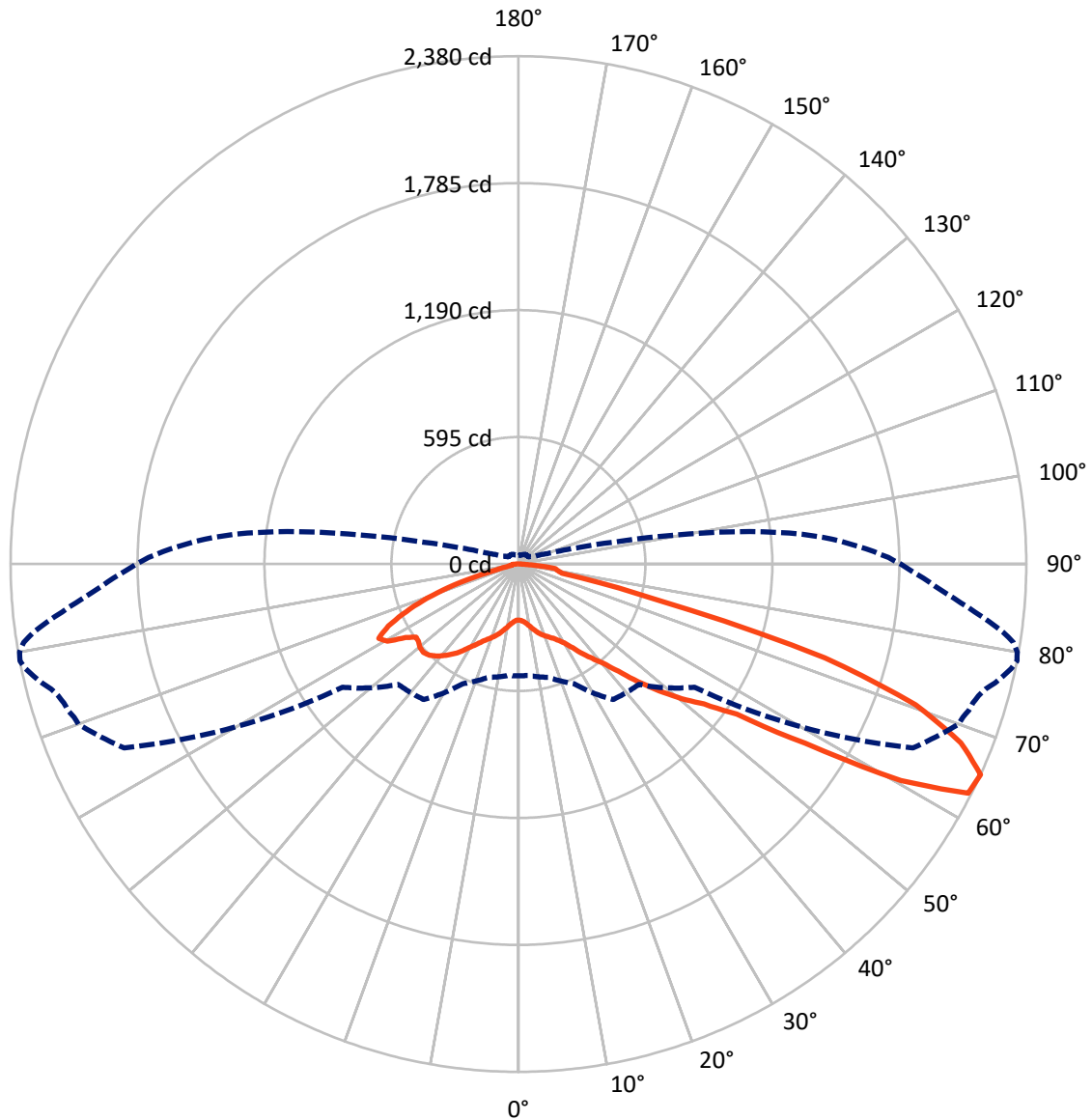
× Max cd
 - - - 1/2 Max cd



Based on 10 foot mounting height. Maximum calculated value = 3.4 fc
 Type II - Short - Semi-Cutoff

REPORT NUMBER: P144965
CATALOG NUMBER: CNC-F01-LED-E1-GL2

Luminous Intensity Polar Plot



— Vertical Plane Through 79-Deg Lateral - - - Horizontal Cone Through 65-Deg Vertical

REPORT NUMBER: P144965

CATALOG NUMBER: CNC-F01-LED-E1-GL2

FLUX DISTRIBUTION:

		Downward	Upward	Total
House Side	Lumens	548.7	0.0	548.7
	% Fixture	22.7	0.0	22.7
Street Side	Lumens	1868.5	0.0	1868.5
	% Fixture	77.3	0.0	77.3
Total	Lumens	2417.1	0.0	2417.1
	% Fixture	100.0	0.0	100.0

Coefficient of Utilization

ZONAL LUMENS:

Zone	Lumens	% Fixture
0°-10°	26.1	1.1
10°-20°	84.9	3.5
20°-30°	146.3	6.1
30°-40°	238.6	9.9
40°-50°	398.4	16.5
50°-60°	538.6	22.3
60°-70°	669.2	27.7
70°-80°	268.0	11.1
80°-90°	47.1	1.9
90°-100°	0.0	0.0
100°-110°	0.0	0.0
110°-120°	0.0	0.0
120°-130°	0.0	0.0
130°-140°	0.0	0.0
140°-150°	0.0	0.0
150°-160°	0.0	0.0
160°-170°	0.0	0.0
170°-180°	0.0	0.0
0°-90°	2417.1	100.0
0°-180°	2417.1	100.0



REPORT NUMBER: P144965

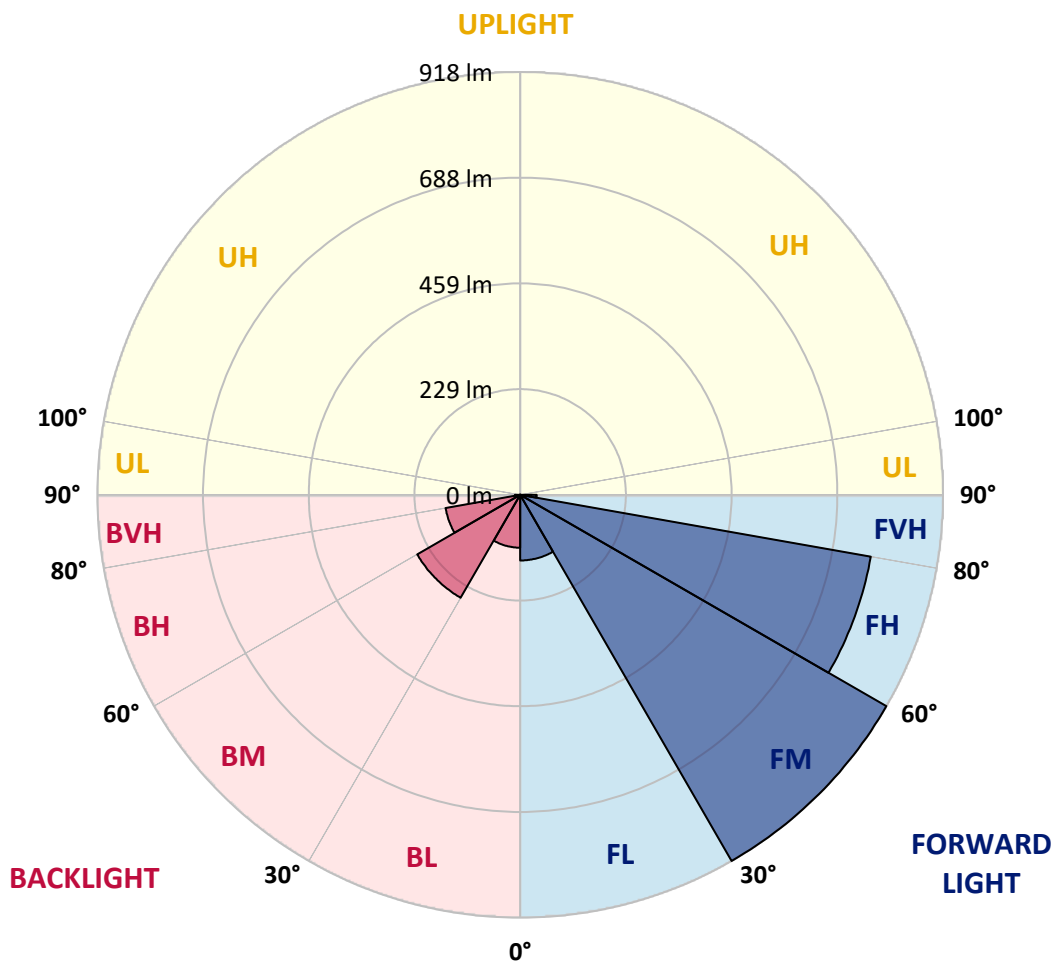
CATALOG NUMBER: CNC-F01-LED-E1-GL2

LUMINAIRE CLASSIFICATION SYSTEM LUMEN TABLE AND BUG RATING:

Zone	Lumens	% Fixture	Zone Rating/Lumen Limit		
			B	U	G
FL (0°-30°)	142.5	5.9			
FM (30°-60°)	917.6	38.0			
FH (60°-80°)	772.6	32.0			G1/1800
FVH (80°-90°)	35.7	1.5			G1/100
BL (0°-30°)	114.8	4.7	B1/500		
BM (30°-60°)	258.1	10.7	B1/1000		
BH (60°-80°)	164.5	6.8	B1/500		G1/500
BVH (80°-90°)	11.4	0.5			G1/100
UL (90°-100°)	0.0	0.0		U0/0	
UH (100°-180°)	0.0	0.0		U0/0	

BUG Rating: B1-U0-G1

Type II Short





REPORT NUMBER: P144965

CATALOG NUMBER: CNC-F01-LED-E1-GL2

CANDELA DISTRIBUTION (FULL):

	0°	5°	15°	25°	35°	45°	55°	65°	70°	71°	72°
0°	262.7	262.7	262.7	262.7	262.7	262.7	262.7	262.7	262.7	262.7	262.7
2.5°	264.7	264.5	265.3	266.0	266.0	266.3	266.1	265.2	265.3	265.7	265.3
5°	267.6	267.0	267.8	268.8	269.5	270.3	271.1	271.3	271.9	271.9	271.8
7.5°	274.1	273.6	274.7	275.1	276.6	277.9	279.5	280.7	281.3	281.7	282.2
10°	285.1	284.8	285.1	285.8	286.5	287.9	290.7	293.2	294.7	294.7	295.4
12.5°	298.5	297.2	297.5	296.2	296.5	299.7	303.0	307.1	309.6	309.9	310.2
15°	308.9	308.3	307.8	305.9	307.3	311.4	316.5	322.5	324.6	326.4	326.2
17.5°	318.7	317.8	316.7	314.2	315.5	322.1	329.9	336.5	340.1	340.4	340.8
20°	330.2	329.2	327.1	322.0	321.6	330.9	341.3	348.4	351.7	353.2	353.7
22.5°	344.9	343.6	339.6	329.7	327.1	338.0	350.4	359.1	362.6	364.1	364.9
25°	363.7	361.1	354.8	339.3	333.8	345.2	360.1	370.7	375.4	376.9	377.9
27.5°	380.7	378.8	371.2	352.8	343.4	355.0	372.0	385.5	392.1	393.9	395.4
30°	400.5	397.7	391.6	372.1	359.6	369.8	391.5	408.6	416.7	416.9	420.2
32.5°	447.1	445.3	439.7	418.2	397.1	397.7	417.9	441.5	449.6	450.9	453.9
35°	516.1	515.5	515.3	503.4	487.7	471.5	473.0	491.0	496.5	498.6	499.6
37.5°	561.5	567.3	581.3	589.9	586.0	589.4	571.3	549.3	546.2	543.9	544.8
40°	600.7	605.8	634.2	673.8	697.9	714.9	698.9	631.5	606.4	599.2	596.4
42.5°	623.8	629.5	670.2	733.6	795.0	835.3	839.6	745.9	682.2	681.4	670.8
45°	636.3	642.1	690.6	776.0	862.8	935.5	973.1	886.8	793.2	786.2	771.5
47.5°	633.8	639.3	689.8	791.7	903.0	1002.0	1077.3	1029.1	921.1	904.4	884.1
50°	603.6	607.6	660.6	766.1	892.2	1029.8	1148.6	1159.7	1065.9	1043.3	1012.9
52.5°	572.4	579.5	623.4	720.7	843.5	1012.6	1191.2	1278.6	1201.1	1185.6	1146.7
55°	555.6	561.2	597.0	680.1	792.2	954.0	1208.9	1390.7	1365.4	1359.1	1331.6
57.5°	554.9	560.4	588.9	655.5	750.4	892.9	1214.0	1563.9	1638.0	1639.7	1631.7
60°	582.0	587.6	611.5	667.4	737.5	840.5	1195.7	1809.6	1973.3	1987.9	2012.1
62.5°	585.8	588.4	617.3	692.6	784.4	801.4	1120.2	2014.1	2203.8	2217.2	2230.6
65°	524.0	523.9	549.5	618.8	774.7	797.5	1006.8	2039.2	2194.6	2202.7	2219.3
67.5°	390.8	387.5	402.0	465.4	614.7	798.4	872.4	1849.8	2023.5	2038.9	2044.5
70°	201.4	206.5	216.5	255.3	390.3	642.8	749.4	1560.7	1776.4	1782.1	1802.1
72.5°	82.7	80.6	87.3	107.3	195.3	424.8	620.0	1231.7	1467.1	1463.2	1466.8
75°	46.1	46.7	48.7	56.0	94.9	213.3	532.6	871.9	997.7	929.4	908.7
77.5°	37.0	37.3	37.5	38.8	51.8	113.8	408.8	574.2	501.8	465.9	452.2
80°	27.1	28.9	30.9	31.2	35.7	64.6	224.2	483.4	423.5	393.8	369.3
82.5°	21.8	22.6	26.9	27.6	28.4	38.5	101.5	454.0	421.8	391.5	357.8
85°	13.0	14.5	22.0	22.1	22.5	23.4	56.1	184.9	230.0	203.2	186.1
87.5°	4.6	5.9	10.9	9.1	11.6	9.6	24.6	61.9	76.3	72.5	64.2
90°	0.0	0.0	0.0	0.0	0.0	0.0	0.0	0.0	0.0	0.0	0.0



REPORT NUMBER: P144965

CATALOG NUMBER: CNC-F01-LED-E1-GL2

CANDELA DISTRIBUTION (continued):

	73°	74°	75°	76°	77°	78°	79°	80°	81°	82°	83°
0°	262.7	262.7	262.7	262.7	262.7	262.7	262.7	262.7	262.7	262.7	262.7
2.5°	265.2	265.2	265.5	265.3	265.3	265.3	265.3	265.0	265.0	264.5	264.8
5°	271.8	271.6	271.8	271.9	271.8	272.1	271.9	271.8	271.9	271.8	271.9
7.5°	282.3	281.5	282.7	282.0	281.8	282.8	282.3	282.8	283.0	282.8	282.7
10°	295.7	296.2	296.2	296.2	295.9	296.9	297.0	297.4	297.5	298.2	298.2
12.5°	311.1	311.2	311.9	311.7	312.0	313.2	314.0	314.2	314.4	314.9	314.2
15°	327.6	327.9	327.9	329.4	328.9	330.5	331.0	331.0	331.2	333.2	333.3
17.5°	342.3	342.3	343.6	343.6	344.9	345.2	346.7	346.9	347.5	349.4	349.5
20°	354.6	355.3	356.1	357.1	357.6	358.6	359.6	360.6	361.4	362.9	363.1
22.5°	366.4	367.0	368.3	369.0	370.2	370.8	371.7	372.8	374.1	376.1	376.6
25°	379.9	380.6	382.1	383.0	384.4	385.4	386.8	388.3	389.2	391.1	392.6
27.5°	397.1	399.1	401.0	401.5	402.5	404.8	406.8	408.8	410.6	411.6	413.4
30°	422.2	422.2	426.3	426.3	428.1	430.3	431.6	433.7	437.0	438.0	440.3
32.5°	455.9	456.7	458.2	462.6	465.9	466.9	467.9	471.0	473.0	475.5	478.3
35°	503.9	504.7	505.6	509.8	513.6	514.6	515.6	517.6	520.9	525.2	523.9
37.5°	547.0	547.5	550.1	554.9	557.1	559.7	560.5	564.2	566.0	569.9	570.1
40°	598.8	597.7	599.2	604.6	607.9	607.8	610.4	617.0	618.3	620.1	624.8
42.5°	671.2	666.9	671.5	673.3	678.3	681.4	686.7	691.1	694.3	701.2	704.5
45°	764.6	760.1	763.9	764.8	775.0	778.1	786.1	792.0	798.8	806.7	809.0
47.5°	871.1	862.8	858.2	863.3	875.6	880.7	888.4	894.0	901.1	905.3	903.9
50°	994.4	974.6	965.4	962.7	971.5	978.7	990.8	993.4	996.7	996.6	996.7
52.5°	1132.0	1111.3	1092.0	1078.6	1077.3	1087.1	1090.0	1090.7	1089.7	1082.3	1077.6
55°	1311.6	1310.1	1289.8	1262.1	1260.2	1259.1	1241.8	1239.6	1235.6	1224.3	1208.6
57.5°	1637.5	1654.0	1640.6	1640.0	1625.5	1615.9	1584.0	1568.2	1551.5	1520.6	1496.0
60°	2014.3	2038.2	2051.4	2057.2	2085.6	2085.6	2059.5	2037.1	2010.0	1962.9	1917.0
62.5°	2241.1	2262.1	2281.6	2312.1	2348.3	2364.3	2365.6	2345.6	2311.5	2257.8	2192.9
65°	2226.8	2242.3	2265.9	2301.9	2331.8	2360.5	2379.8	2373.7	2347.6	2294.0	2223.3
67.5°	2064.1	2086.8	2117.3	2150.5	2178.2	2205.3	2236.5	2238.8	2231.9	2180.9	2117.0
70°	1813.2	1842.2	1861.6	1903.3	1915.9	1943.3	1974.7	1989.7	1978.5	1939.2	1901.7
72.5°	1473.1	1496.0	1499.3	1481.2	1487.4	1494.2	1501.8	1466.6	1453.1	1400.6	1376.5
75°	893.2	863.0	837.6	812.3	736.9	710.1	669.0	587.9	578.7	523.1	484.4
77.5°	424.8	412.1	389.2	350.7	299.5	250.5	207.9	168.9	154.4	127.1	108.3
80°	355.6	340.4	319.8	291.2	255.4	219.8	186.1	157.2	128.1	104.3	83.4
82.5°	326.2	299.8	270.8	246.2	220.9	196.6	174.0	147.9	132.6	107.0	87.3
85°	164.9	144.5	117.1	98.6	83.2	67.7	58.6	50.0	44.6	35.5	30.9
87.5°	55.3	45.2	33.7	28.6	25.8	22.1	20.3	19.3	18.8	16.7	14.9
90°	0.0	0.0	0.0	0.0	0.0	0.0	0.0	0.0	0.0	0.0	0.0



REPORT NUMBER: P144965

CATALOG NUMBER: CNC-F01-LED-E1-GL2

CANDELA DISTRIBUTION (continued):

	84°	85°	86°	87°	88°	89°	90°	91°	92°	93°	94°
0°	262.7	262.7	262.7	262.7	262.7	262.7	262.7	262.7	262.7	262.7	262.7
2.5°	264.8	264.8	264.8	264.8	264.7	264.7	264.7	264.7	264.7	264.7	264.8
5°	271.6	271.6	271.8	272.3	271.3	271.6	271.9	271.4	271.9	271.4	272.1
7.5°	282.5	283.0	282.7	283.3	283.0	284.0	283.3	282.8	283.2	283.2	283.3
10°	297.8	298.5	298.0	298.3	298.3	299.0	298.2	298.3	298.5	298.2	298.3
12.5°	314.9	315.2	315.0	316.0	315.5	316.0	315.5	316.2	316.5	316.8	316.8
15°	333.3	333.7	334.7	334.5	335.5	335.2	335.3	334.5	336.2	335.2	335.5
17.5°	350.4	350.2	351.5	352.0	352.2	352.3	352.8	352.2	352.3	352.8	352.5
20°	363.6	364.7	365.0	366.4	367.4	367.7	367.5	368.0	368.7	368.0	368.0
22.5°	377.6	379.2	379.7	380.6	381.6	381.7	382.7	383.2	383.5	383.4	383.5
25°	394.4	395.6	396.7	398.4	399.6	399.7	400.5	401.2	401.4	401.2	402.2
27.5°	415.1	416.6	418.0	420.0	421.3	421.7	423.5	423.5	424.5	425.0	425.3
30°	441.7	442.2	445.9	447.9	447.4	449.7	452.2	452.1	453.2	453.5	454.4
32.5°	480.3	480.3	483.6	486.1	488.7	487.9	491.7	491.0	492.8	493.8	493.3
35°	527.2	528.8	531.3	532.8	535.6	537.1	539.7	541.2	542.0	541.9	540.1
37.5°	575.6	578.2	579.2	582.8	585.6	588.1	588.4	586.8	587.4	584.1	583.2
40°	630.9	634.7	637.0	642.4	642.1	645.2	645.6	640.8	639.9	635.7	631.2
42.5°	708.1	713.4	715.2	719.4	716.1	717.5	709.3	707.3	700.7	693.8	683.7
45°	812.3	809.7	810.8	809.7	800.9	794.5	787.7	778.0	768.2	754.9	740.5
47.5°	903.9	905.3	896.7	891.2	877.0	868.0	855.6	838.6	826.7	808.7	789.7
50°	992.9	978.2	966.2	953.6	941.1	924.4	905.8	890.7	873.4	851.0	827.7
52.5°	1065.3	1046.3	1031.7	1013.9	996.9	978.4	958.9	937.1	914.4	891.9	863.2
55°	1193.4	1165.8	1147.1	1115.9	1096.6	1070.7	1055.5	1027.3	995.6	965.9	935.3
57.5°	1468.3	1427.0	1405.7	1388.0	1358.0	1315.4	1288.3	1241.9	1196.7	1165.0	1114.1
60°	1882.4	1840.4	1805.1	1763.3	1717.3	1659.5	1633.7	1579.1	1514.3	1462.0	1394.8
62.5°	2140.4	2082.5	2025.2	1966.6	1920.3	1875.1	1821.8	1766.6	1702.6	1631.4	1557.9
65°	2150.8	2081.3	2012.8	1953.0	1898.9	1840.1	1790.1	1734.1	1666.7	1593.4	1517.1
67.5°	2042.8	1965.1	1891.6	1826.1	1764.1	1709.7	1657.3	1604.7	1532.5	1471.1	1393.0
70°	1827.7	1756.7	1690.2	1615.6	1568.2	1506.9	1455.9	1400.4	1348.7	1291.3	1218.1
72.5°	1342.5	1289.0	1213.0	1181.3	1155.9	1091.0	1053.0	1048.4	1015.4	946.5	891.9
75°	499.3	425.0	402.5	415.9	393.6	401.0	398.2	382.4	383.0	371.3	357.5
77.5°	97.7	90.8	85.4	86.8	80.7	78.1	83.7	82.1	79.1	79.9	78.6
80°	66.5	56.3	51.0	49.0	46.6	45.4	45.1	44.6	43.6	43.1	41.6
82.5°	65.5	48.7	38.5	33.0	31.0	30.0	29.2	29.1	28.7	28.6	29.1
85°	26.1	21.1	19.3	17.7	17.2	16.7	16.7	16.5	16.3	16.7	17.3
87.5°	12.7	10.7	9.7	8.9	8.6	8.4	8.4	8.6	8.8	9.4	10.7
90°	0.0	0.0	0.0	0.0	0.0	0.0	0.0	0.0	0.0	0.0	0.0



REPORT NUMBER: P144965

CATALOG NUMBER: CNC-F01-LED-E1-GL2

CANDELA DISTRIBUTION (continued):

	95°	96°	97°	98°	99°	100°	101°	102°	103°	104°	105°
0°	262.7	262.7	262.7	262.7	262.7	262.7	262.7	262.7	262.7	262.7	262.7
2.5°	264.5	264.7	264.3	264.5	264.3	264.0	263.8	264.3	264.2	264.0	264.0
5°	271.3	271.9	271.6	271.3	271.3	271.1	271.1	271.1	270.9	271.1	270.6
7.5°	283.0	282.8	282.8	282.5	282.2	282.5	282.3	281.8	282.0	281.7	281.2
10°	298.0	297.5	298.3	298.3	297.7	297.5	297.2	296.7	296.7	296.2	296.2
12.5°	315.8	315.4	316.5	315.7	314.7	314.5	313.5	313.2	313.7	313.5	313.2
15°	334.0	334.2	334.7	334.5	333.3	333.3	332.0	332.2	331.2	330.9	330.0
17.5°	351.7	351.8	351.3	351.3	350.5	350.0	348.5	348.7	348.0	346.7	345.7
20°	367.5	367.4	366.2	367.2	365.5	365.2	363.9	362.6	362.9	361.6	359.6
22.5°	383.0	382.7	382.4	381.9	381.1	380.7	379.2	379.1	377.4	375.4	373.8
25°	401.0	400.9	400.4	400.5	398.9	399.1	396.4	395.8	394.8	392.6	391.3
27.5°	424.3	424.3	423.0	422.5	422.0	421.3	419.0	417.4	414.9	412.4	409.8
30°	452.9	452.6	452.2	450.9	449.1	448.1	444.0	441.3	438.0	433.4	429.4
32.5°	493.7	490.9	488.5	485.6	482.6	479.5	473.0	468.6	463.3	455.9	449.6
35°	539.1	534.3	531.8	525.7	520.1	513.8	506.0	497.0	489.7	480.0	469.7
37.5°	576.5	572.9	566.3	559.4	551.5	539.6	530.8	521.1	508.4	497.6	485.2
40°	622.8	614.5	605.1	593.6	582.7	569.3	557.2	543.2	527.7	512.2	496.0
42.5°	671.3	658.6	643.1	629.7	613.2	595.7	580.0	561.0	541.2	520.4	498.8
45°	720.8	705.2	684.5	665.5	642.6	620.6	598.2	572.3	545.2	517.4	490.2
47.5°	766.3	743.3	719.9	694.3	667.8	639.6	607.8	573.7	538.1	501.6	467.6
50°	801.9	773.2	743.6	714.1	681.7	645.1	604.9	560.5	516.6	472.9	433.7
52.5°	833.4	801.3	764.9	728.3	688.3	643.2	593.1	540.7	487.2	438.8	394.9
55°	894.5	854.1	806.2	759.0	708.5	651.7	589.1	525.0	463.4	410.8	364.1
57.5°	1060.5	1005.8	931.7	866.1	802.1	719.4	631.2	552.3	473.9	411.6	359.6
60°	1321.8	1232.8	1148.0	1048.1	944.4	831.0	712.8	606.4	510.8	432.7	370.2
62.5°	1473.4	1379.5	1270.3	1149.3	1014.9	876.7	741.0	616.8	512.0	427.0	357.6
65°	1432.5	1338.0	1218.0	1094.2	951.2	809.8	675.1	555.9	454.2	375.6	309.2
67.5°	1310.9	1212.2	1099.4	962.1	825.4	694.4	571.6	459.3	369.3	296.0	237.4
70°	1134.1	1046.3	937.6	811.0	678.4	560.7	457.2	356.0	279.9	212.7	166.4
72.5°	841.7	763.9	696.1	590.3	493.2	400.9	316.5	247.7	182.1	137.7	106.0
75°	353.3	327.1	316.0	277.2	241.1	197.6	148.8	118.5	96.1	81.7	64.9
77.5°	85.7	85.7	80.6	75.5	69.3	62.7	55.5	49.5	46.6	43.9	41.8
80°	41.6	41.3	40.0	39.8	38.6	37.1	36.3	35.2	34.7	34.0	33.7
82.5°	29.2	29.1	28.6	29.2	29.1	29.7	30.0	30.2	30.2	30.4	30.5
85°	18.5	19.2	20.5	22.1	23.6	25.4	27.1	28.4	29.4	30.2	30.9
87.5°	11.7	13.4	14.4	16.8	19.3	22.1	25.3	26.6	27.7	27.9	26.9
90°	0.0	0.0	0.0	0.0	0.0	0.0	0.0	0.0	0.0	0.0	0.0



REPORT NUMBER: P144965

CATALOG NUMBER: CNC-F01-LED-E1-GL2

CANDELA DISTRIBUTION (continued):

	106°	107°	108°	109°	110°	115°	125°	135°	145°	155°	165°
0°	262.7	262.7	262.7	262.7	262.7	262.7	262.7	262.7	262.7	262.7	262.7
2.5°	264.0	263.8	264.2	263.8	263.8	263.7	263.2	262.7	262.2	262.0	261.5
5°	270.4	270.4	270.8	270.1	270.3	269.6	268.1	266.5	265.0	263.7	262.2
7.5°	281.3	280.8	281.0	280.8	280.5	279.2	275.9	271.8	267.8	263.7	260.4
10°	295.9	294.9	294.9	294.5	294.1	292.2	285.3	277.0	268.8	261.4	255.9
12.5°	312.0	312.2	310.9	310.1	309.2	305.4	295.0	281.8	268.8	256.9	248.2
15°	328.9	328.7	327.2	326.7	324.9	319.3	303.6	284.3	265.7	248.2	235.1
17.5°	344.1	343.4	341.9	340.9	339.0	331.5	309.4	283.2	257.4	234.4	218.1
20°	357.9	357.1	355.8	354.0	352.0	341.3	311.6	277.2	244.4	218.1	201.6
22.5°	372.3	370.5	369.0	366.5	364.4	350.0	310.1	266.6	229.5	199.9	182.3
25°	388.3	386.2	383.0	380.1	376.8	357.1	305.9	253.4	211.7	180.3	162.5
27.5°	405.7	402.5	398.4	394.6	389.3	362.4	298.8	238.7	192.2	160.8	142.3
30°	424.0	418.2	413.1	407.3	400.5	364.9	288.6	220.6	170.7	141.0	122.5
32.5°	441.8	434.1	426.5	418.0	408.8	363.9	274.1	199.1	149.3	122.5	107.0
35°	460.0	448.8	438.2	426.8	415.6	358.9	254.1	175.3	128.9	107.2	95.9
37.5°	472.4	458.3	444.3	430.6	417.1	348.2	227.5	148.8	110.6	96.1	88.0
40°	478.6	461.5	444.3	427.3	410.6	330.4	196.5	124.5	97.6	87.8	82.1
42.5°	476.8	455.5	434.2	414.1	393.6	302.0	162.8	104.5	88.5	81.4	76.3
45°	461.8	436.4	412.1	390.8	365.2	265.5	133.7	92.1	81.6	76.1	71.3
47.5°	433.6	405.2	375.4	351.3	327.4	223.2	111.3	84.4	75.5	71.0	66.2
50°	397.6	364.7	335.0	308.9	285.5	183.8	95.9	77.8	70.5	66.7	61.6
52.5°	357.9	322.6	295.5	268.1	245.2	153.4	85.2	70.5	65.7	61.7	57.6
55°	325.1	292.4	264.8	237.3	214.1	134.2	76.3	64.9	61.3	57.1	53.8
57.5°	316.3	279.0	249.0	222.9	199.1	122.5	69.8	59.8	57.3	54.2	50.5
60°	320.0	278.9	245.2	216.6	191.7	113.1	65.1	56.3	54.3	51.5	47.7
62.5°	306.9	263.5	229.5	199.1	175.5	101.2	61.6	54.6	53.3	49.5	45.2
65°	261.5	221.7	189.0	162.8	142.5	85.2	58.8	56.1	54.8	48.2	43.6
67.5°	199.1	165.9	139.7	120.0	105.3	70.5	58.1	61.1	58.4	48.9	43.1
70°	137.7	112.6	95.8	83.9	74.6	59.4	60.3	66.5	62.7	51.0	45.9
72.5°	87.3	73.0	64.7	60.3	55.8	50.2	59.8	65.9	60.8	51.3	45.9
75°	56.0	50.0	47.2	45.6	44.2	43.8	52.7	54.2	48.9	44.6	42.8
77.5°	39.6	38.6	38.1	38.0	38.1	39.3	43.6	40.8	35.5	35.7	36.7
80°	33.5	33.5	33.2	33.4	33.7	34.2	34.8	30.0	27.2	29.4	32.7
82.5°	30.7	31.2	31.5	31.9	32.4	31.7	29.6	22.8	22.0	28.6	32.0
85°	31.2	31.2	31.4	31.7	31.9	28.6	24.6	17.2	16.8	32.0	30.2
87.5°	26.7	26.4	25.3	24.4	23.3	19.6	16.3	9.6	9.9	19.8	21.1
90°	0.0	0.0	0.0	0.0	0.0	0.0	0.0	0.0	0.0	0.0	0.0



REPORT NUMBER: P144965

CATALOG NUMBER: CNC-F01-LED-E1-GL2

CANDELA DISTRIBUTION (continued):

	175°	180°
0°	262.7	262.7
2.5°	261.4	261.4
5°	261.4	261.4
7.5°	259.2	258.6
10°	252.9	252.1
12.5°	243.4	242.5
15°	228.7	227.7
17.5°	210.3	208.7
20°	191.2	188.9
22.5°	172.0	170.2
25°	152.4	150.7
27.5°	133.1	131.4
30°	115.2	114.6
32.5°	102.0	101.4
35°	92.3	92.0
37.5°	85.7	85.4
40°	79.9	79.6
42.5°	74.6	74.1
45°	69.3	69.5
47.5°	64.1	63.9
50°	59.4	59.4
52.5°	55.6	55.5
55°	52.2	52.0
57.5°	48.7	48.5
60°	45.7	45.2
62.5°	42.9	42.6
65°	41.1	40.9
67.5°	39.8	39.3
70°	39.5	38.1
72.5°	38.5	36.8
75°	36.2	35.3
77.5°	31.9	30.9
80°	24.6	22.8
82.5°	20.6	17.8
85°	15.2	14.0
87.5°	11.1	8.8
90°	0.0	0.0

(END OF REPORT)